

Please write clearly in block capitals.

Centre number

--	--	--	--	--

Candidate number

--	--	--	--

Surname

---

Forename(s)

---

Candidate signature

---

I declare this is my own work.

# AS PHYSICS

## Paper 1

Tuesday 12 May 2020

Morning

Time allowed: 1 hour 30 minutes

### Materials

For this paper you must have:

- a pencil and a ruler
- a scientific calculator
- a Data and Formulae Booklet.

### Instructions

- Use black ink or black ball-point pen.
- Fill in the boxes at the top of this page.
- Answer **all** questions.
- You must answer the questions in the spaces provided. Do not write outside the box around each page or on blank pages.
- If you need extra space for your answer(s), use the lined pages at the end of this book. Write the question number against your answer(s).
- Do all rough work in this book. Cross through any work you do not want to be marked.
- Show all your working.

### Information

- The marks for questions are shown in brackets.
- The maximum mark for this paper is 70.
- You are expected to use a scientific calculator where appropriate.
- A Data and Formulae Booklet is provided as a loose insert.

For Examiner's Use	
Question	Mark
1	
2	
3	
4	
5	
6	
<b>TOTAL</b>	



J U N 2 0 7 4 0 7 1 0 1

Answer **all** questions in the spaces provided.

Do not write  
outside the  
box

0 1

One strong interaction that occurs when two high-energy protons collide is



0 1 . 1

Determine the lepton number, strangeness and charge of particle **X**.

[2 marks]

lepton number = \_\_\_\_\_

strangeness = \_\_\_\_\_

charge = \_\_\_\_\_

0 1 . 2

Identify particle **X**.

[1 mark]

\_\_\_\_\_



**0 1 . 3** A possible decay of a negative pion is

$$\pi^- \rightarrow e^- + Y$$

What is particle **Y**?  
Tick (✓) **one** box.

**[1 mark]**

$\bar{\nu}_e$

☐

$\nu_e$

☐

$\pi^0$

☐

${}^1_0\text{n}$

☐

**Question 1 continues on the next page**

**Turn over ►**



Some subatomic particles are classified as hadrons. There are two classes of hadrons.

Your answer should include:

- the identifying properties of hadrons
- the structure of a hadron in each class
- a discussion of the stability of free hadrons.

**[6 marks]**

[illegible]

Do not write  
outside the  
box

---

---

---

---

---

---

---

---

---

---

      
**10**

**Turn over for the next question**

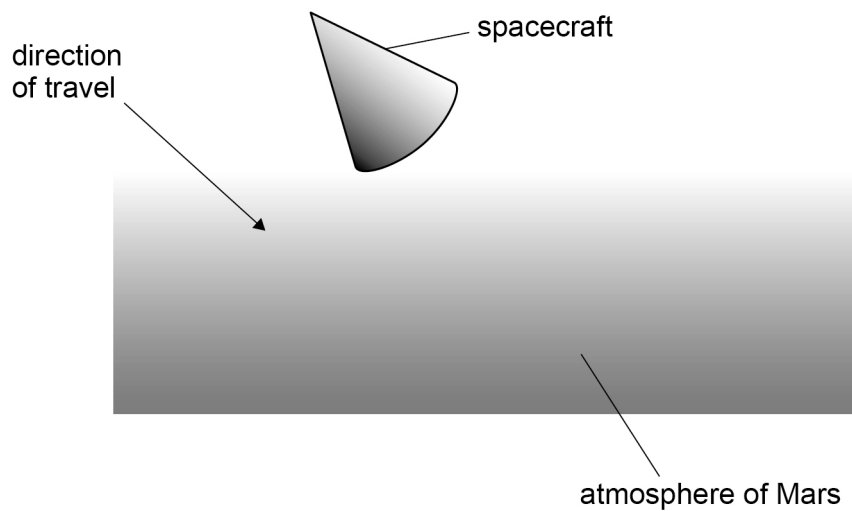
**Turn over ►**



0	2
---	---

A spacecraft entering the atmosphere of Mars must decelerate to land undamaged on the surface.

**Figure 1**



0	2	.	1
---	---	---	---

**Figure 1** shows the spacecraft of total mass 610 kg entering the atmosphere at a speed of  $5.5 \text{ km s}^{-1}$ .

Calculate the kinetic energy of the spacecraft as it enters the atmosphere.  
Give your answer to an appropriate number of significant figures.

**[3 marks]**

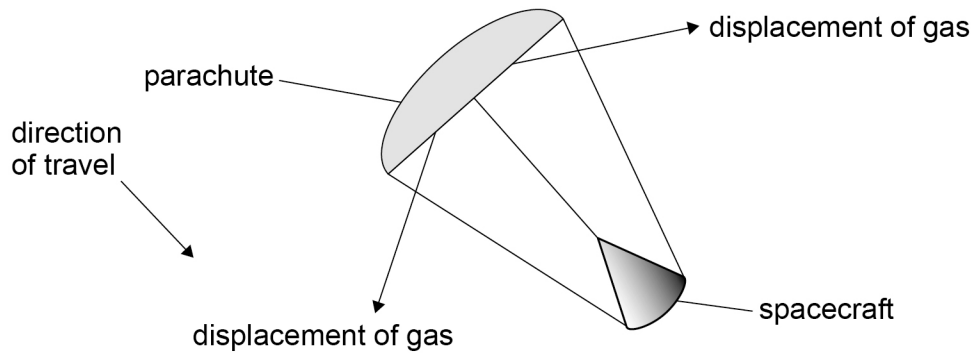
kinetic energy = \_\_\_\_\_ J



0	2	.	2
---	---	---	---

**Figure 2** shows the parachute–spacecraft system, with the open parachute displacing the atmospheric gas. This causes the system to decelerate.

## Figure 2



Explain, with reference to Newton's laws of motion, why displacing the atmospheric gas causes a force on the system **and** why this force causes the system to decelerate.

**[4 marks]**

This image shows a blank sheet of white paper with horizontal ruling lines. The lines are evenly spaced and extend across the width of the page. There are no margins, text, or other markings on the paper.

**Question 2 continues on the next page**

**Turn over ►**



0 2 . 3

As the parachute–spacecraft system decelerates, it falls through a vertical distance of 49 m and loses  $2.2 \times 10^5$  J of kinetic energy.

During this time,  $3.3 \times 10^5$  J of energy is transferred from the system to the atmosphere.

The total mass of the system is 610 kg.

Calculate the acceleration due to gravity as it falls through this distance.

[3 marks]

acceleration due to gravity = \_\_\_\_\_  $\text{m s}^{-2}$

0 2 . 4

Dust from the surface of Mars can enter the atmosphere. This increases the density of the atmosphere significantly.

Deduce how an increase in dust content will affect the deceleration of the system.

[3 marks]

---

---

---

---

---

---

---

---

---

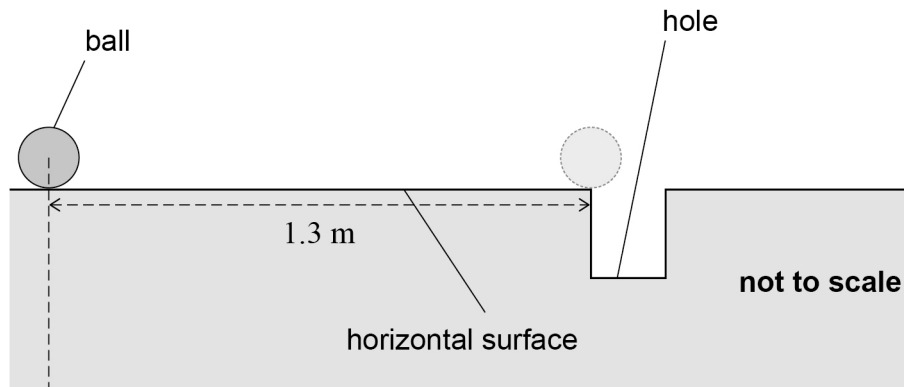




0 3 . 1

**Figure 3** shows a golf ball at rest on a horizontal surface 1.3 m from a hole.

**Figure 3**



A golfer hits the ball so that it moves horizontally with an initial velocity of  $1.8 \text{ m s}^{-1}$ . The ball experiences a constant deceleration of  $1.2 \text{ m s}^{-2}$  as it travels to the hole.

Calculate the velocity of the ball when it reaches the edge of the hole.

**[2 marks]**

velocity = \_\_\_\_\_  $\text{m s}^{-1}$

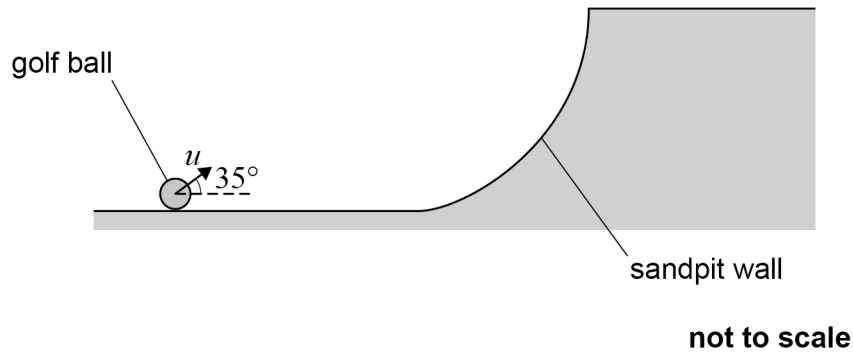
**Question 3 continues on the next page**

**Turn over ►**



0 3 . 2

Later, the golf ball lands in a sandpit. The golfer hits the ball, giving it an initial velocity  $u$  at  $35^\circ$  to the horizontal, as shown in **Figure 4**. The horizontal component of  $u$  is  $8.8 \text{ m s}^{-1}$ .

**Figure 4**

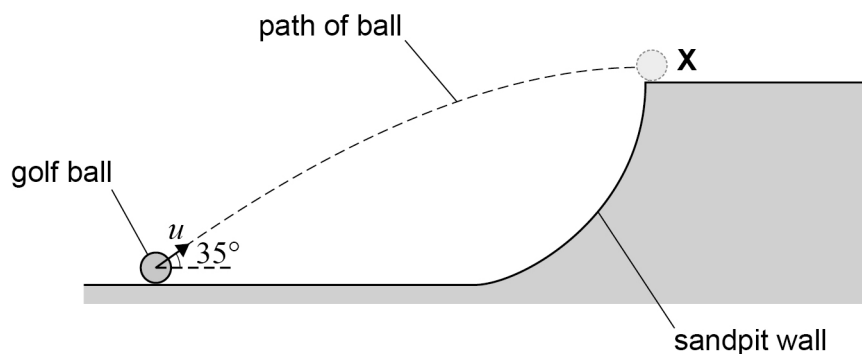
Show that the vertical component of  $u$  is approximately  $6 \text{ m s}^{-1}$ .

**[1 mark]**

0 3 . 3

The ball is travelling horizontally as it reaches **X**, as shown in **Figure 5**.

**Figure 5**



**not to scale**

Assume that weight is the only force acting on the ball when it is in the air.

Calculate the time for the ball to travel to **X**.

**[2 marks]**

time = \_\_\_\_\_ s

0 3 . 4

Calculate the vertical distance of **X** above the initial position of the ball.

**[2 marks]**

vertical distance = \_\_\_\_\_ m

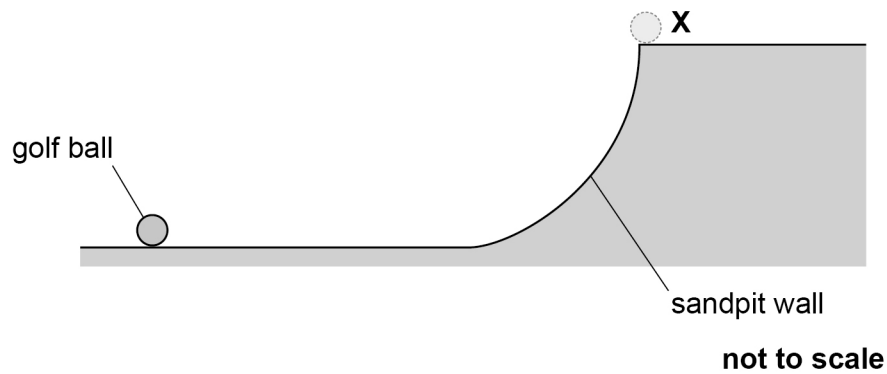
**Question 3 continues on the next page**

**Turn over ►**



The golfer returns the ball to its original position in the sandpit. He wants the ball to land at **X** but this time with a **smaller** horizontal velocity than in **Figure 5**.

**Figure 6**



**0 3 . 5** Sketch on **Figure 6** a possible trajectory for the ball.

[1 mark]

**0 3 . 6** Explain your reason for selecting this trajectory.

[2 marks]

---

---

---

---

---

---

---

---



**0 4**

A sample of pure boron contains only isotope **X** and isotope **Y**.  
A nucleus of **X** has more mass than a nucleus of **Y**.

**0 4 . 1**

The sample is ionised, producing ions each with a charge of  $+1.6 \times 10^{-19} \text{ C}$ .  
The specific charge of an ion of **X** is  $8.7 \times 10^6 \text{ C kg}^{-1}$ .

Calculate the mass of an ion of **X**.

**[1 mark]**

mass of ion = \_\_\_\_\_ kg

**0 4 . 2**

Determine the number of nucleons in a nucleus of **X**.

mass of a nucleon =  $1.7 \times 10^{-27} \text{ kg}$

**[2 marks]**

number of nucleons = \_\_\_\_\_

**0 4 . 3**

Compare the nuclear compositions of **X** and **Y**.

**[2 marks]**


---

---

---

---

---

---

Question 4 continues on the next page

Turn over ►



**0 4 . 4** Ions of **Y** have the same charge as ions of **X**.

State and explain how the specific charge of an ion of **X** compares with that of an ion of **Y**.

**[2 marks]**

---



---



---



---

**0 4 . 5** **Table 1** contains data about two completely ionised samples of pure boron. Each sample contains only isotopes **X** and **Y**.

**Table 1**

Sample number	Number of ions in sample	Mass of sample / kg	Charge on each ion / C
1	$3.50 \times 10^{16}$	$6.31 \times 10^{-10}$	$+1.60 \times 10^{-19}$
2	$3.50 \times 10^7$	$6.20 \times 10^{-19}$	$+1.60 \times 10^{-19}$

Deduce which sample, **1** or **2**, contains a greater percentage of isotope **Y**.

**[3 marks]**

---



---



---



**0 5**

A cell has an emf of 1.5 V and an internal resistance of  $0.65\ \Omega$ .  
The cell is connected to a resistor **R**.

**0 5 . 1**

State what is meant by an emf of 1.5 V.

**[2 marks]**

---

---

---

---

**0 5 . 2**

The current in the circuit is 0.31 A.

Show that the total power output of the cell is approximately 0.47 W.

**[1 mark]****0 5 . 3**

Calculate the energy dissipated per second in resistor **R**.

**[2 marks]**

energy dissipated per second = \_\_\_\_\_  $\text{J s}^{-1}$

**Question 5 continues on the next page**

**Turn over ►**

0	5	.	4
---	---	---	---

The cell stores 14 kJ of energy when it is fully charged. The cell's emf and internal resistance are constant as the cell is discharged.

Calculate the maximum time during which the fully-charged cell can deliver energy to resistor **R**.

**[2 marks]**

maximum time = \_\_\_\_\_ s

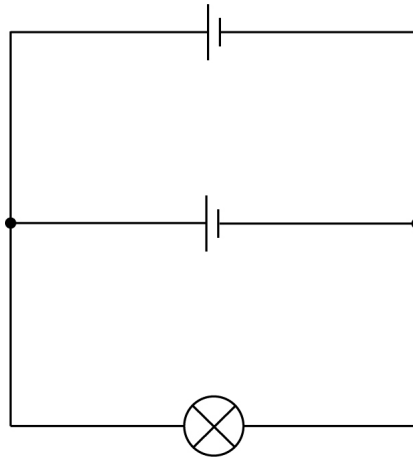




**0 5 . 5**

A student uses two cells, each of emf  $1.5\text{ V}$  and internal resistance  $0.65\ \Omega$ , to operate a lamp. The circuit is shown in **Figure 7**.

**Figure 7**



The lamp is rated at  $1.3\text{ V}$ ,  $0.80\text{ W}$ .

Deduce whether this circuit provides the lamp with  $0.80\text{ W}$  of power at a potential difference (pd) of  $1.3\text{ V}$ .

Assume that the resistance of the lamp is constant.

**[4 marks]**

---

---

---

**Question 5 continues on the next page**

**Turn over ►**



0	5	.	6
---	---	---	---

The lamp operates at normal brightness across a pd range of 1.3 V to 1.5 V.

State and explain how more of these cells can be added to the circuit to make the lamp light at normal brightness for a longer time.

No further calculations are required.

**[3 marks]**

---

---

---

---

---

---

---

---

14
----

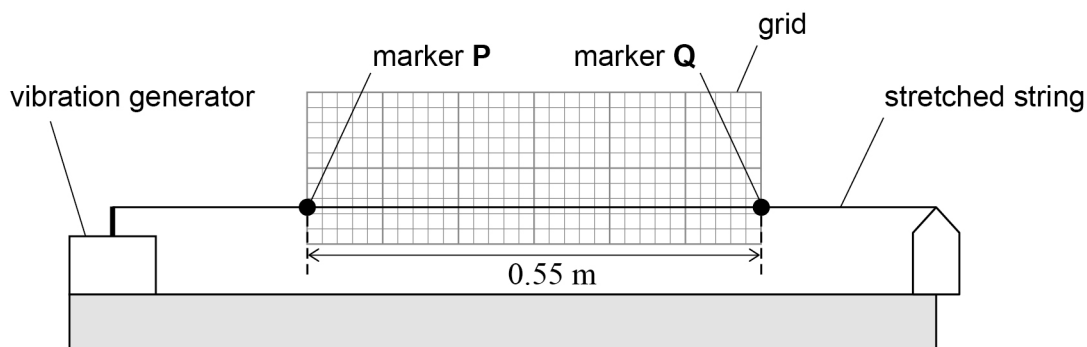


0 6

**Figure 8** shows the apparatus a student uses to investigate stationary waves in a stretched string.

Two small pieces of adhesive tape are fixed to the string as markers **P** and **Q**. Markers **P** and **Q** are 0.55 m apart and an equal distance from the ends of the string. A graph paper grid is placed behind the string between **P** and **Q**.

**Figure 8**



not to scale

0 6

1

The string is made to vibrate at the second harmonic.

Compare the motion of **P** with that of **Q**.

[2 marks]

---



---



---



---



---

Question 6 continues on the next page

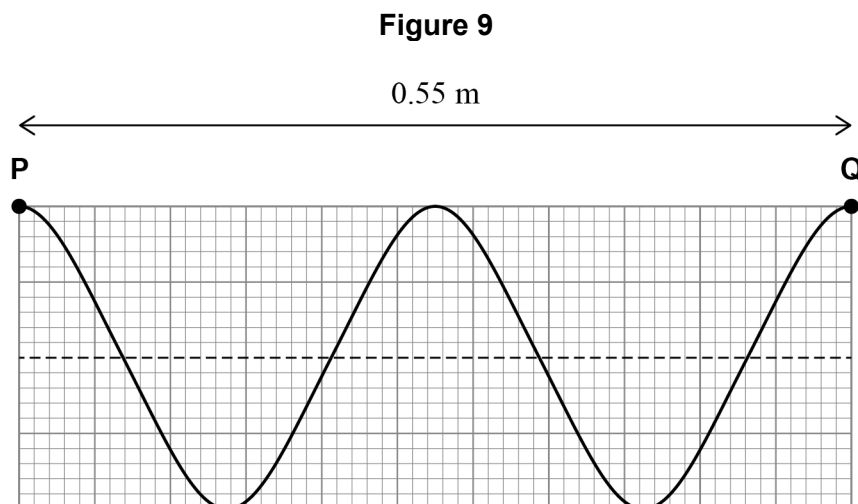
Turn over ►



0 6 . 2

The frequency of the vibration generator is increased, and a higher harmonic of the stationary wave is formed.

**Figure 9** shows the string between **P** and **Q** at an instant in time. The dashed horizontal line indicates the position of the string at rest when the vibration generator is switched off.



The frequency of the vibration generator is 250 Hz.

Calculate the wave speed.

**[2 marks]**

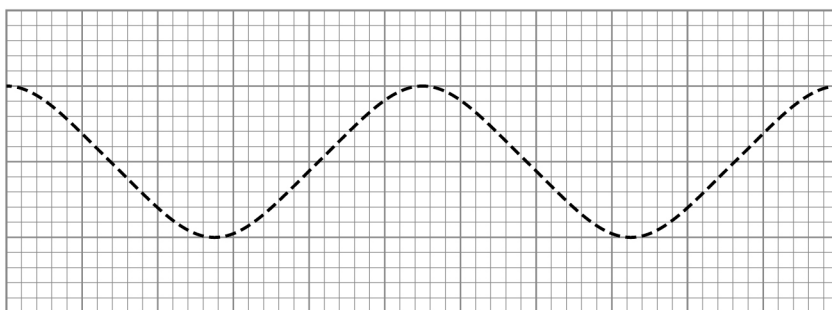
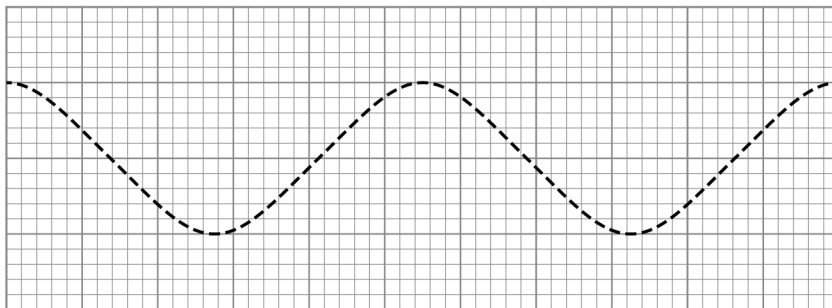
wave speed = \_\_\_\_\_  $\text{m s}^{-1}$



0 6 . 3

The instantaneous position of the string in **Figure 9** can be explained by the superposition of two waves. The instantaneous positions of these waves between **P** and **Q** are shown in **Figure 10**.

Figure 10



Describe the properties that the waves must have to form the shape shown in **Figure 9**.

[3 marks]

---



---



---



---



---



---

Question 6 continues on the next page

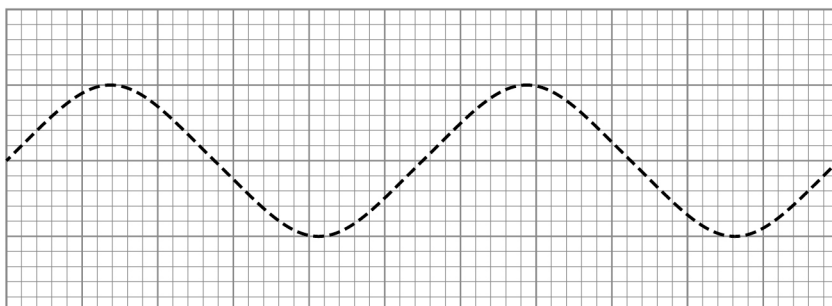
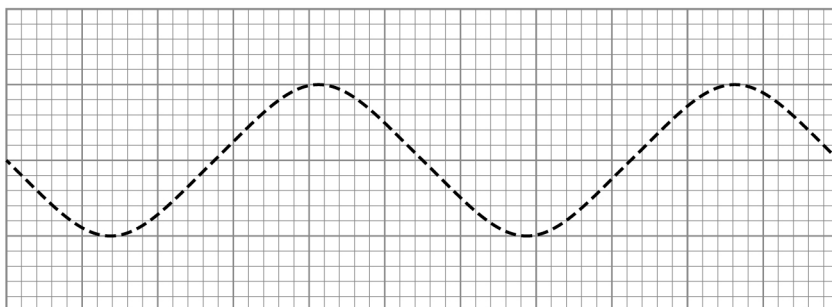
Turn over ►



0 6 . 4

**Figure 11** shows the positions of the two waves between **P** and **Q** a short time later.


**Figure 11**



Draw, on **Figure 12**, the appearance of the string between **P** and **Q** at this instant.

[1 mark]

**Figure 12**



0 6 . 5

Annotate (with an **A**) the positions of any antinodes on your drawing in **Figure 12**.

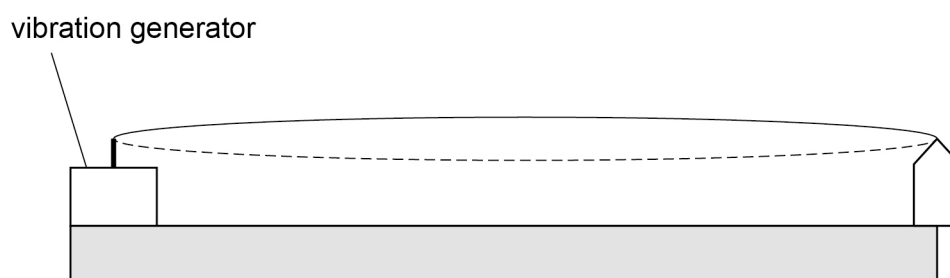
[2 marks]



0 6 . 6

The frequency of the vibration generator is reduced until the first harmonic is observed in the string, as shown in **Figure 13**.

**Figure 13**



The string in **Figure 13** is replaced with one that has 9 times the mass per unit length of the original string. All other conditions are kept constant, including the frequency of the vibration generator and the tension in the string.

Deduce the harmonic observed.

**[3 marks]**

---

---

---

---

---

---

---

13

**END OF QUESTIONS**



**There are no questions printed on this page**

*Do not write  
outside the  
box*

**DO NOT WRITE ON THIS PAGE  
ANSWER IN THE SPACES PROVIDED**





*Do not write  
outside the  
box*

[illegible]

[illegible]



**There are no questions printed on this page**

*Do not write  
outside the  
box*

**DO NOT WRITE ON THIS PAGE  
ANSWER IN THE SPACES PROVIDED**

**Copyright information**

For confidentiality purposes, all acknowledgements of third-party copyright material are published in a separate booklet. This booklet is published after each live examination series and is available for free download from [www.aqa.org.uk](http://www.aqa.org.uk).

Permission to reproduce all copyright material has been applied for. In some cases, efforts to contact copyright-holders may have been unsuccessful and AQA will be happy to rectify any omissions of acknowledgements. If you have any queries please contact the Copyright Team.

Copyright © 2020 AQA and its licensors. All rights reserved.



2 8



2 0 6 A 7 4 0 7 / 1

IB/M/Jun20/7407/1